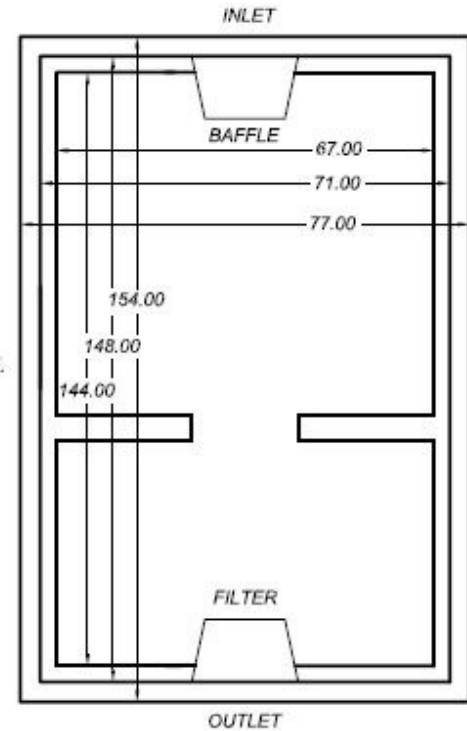


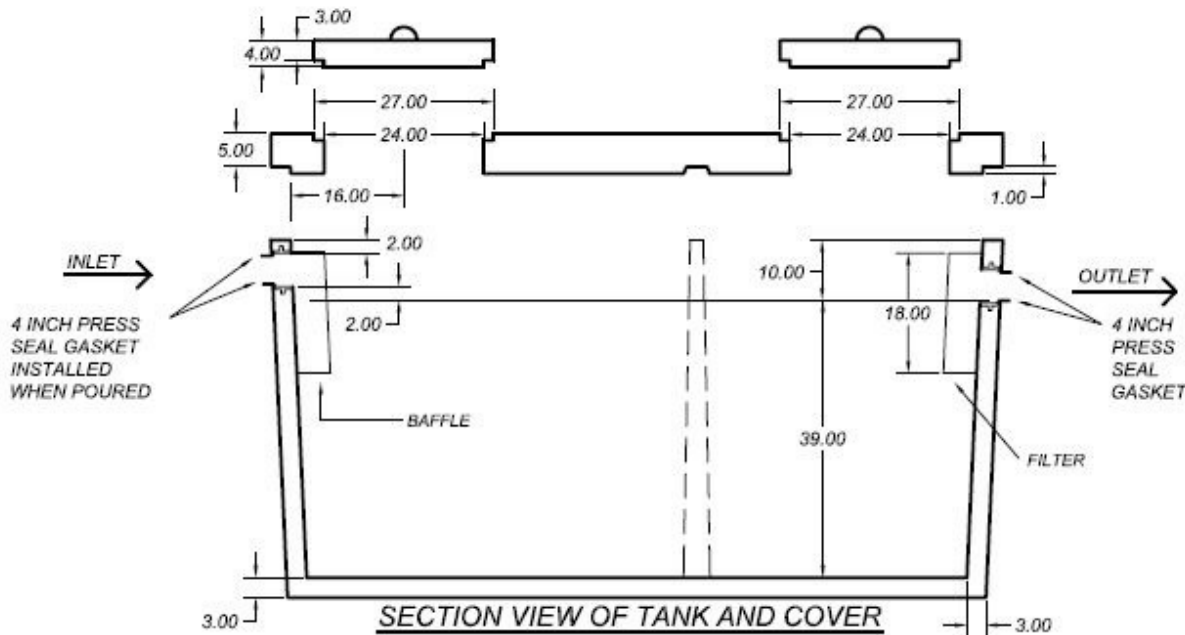
WARNING DEATH MAY OCCUR IF TANK IS ENTERED WITHOUT PROPER EQUIPMENT

NOTE: SEE INNER WALL PHOTO ON THE "EXCLUSIVELY AT SKAW'S" PAGE.

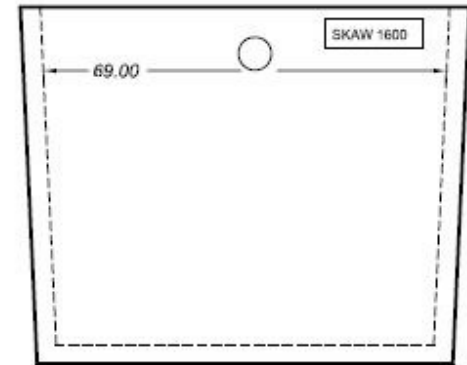
TOP VIEW OF MANHOLE COVER



TOP VIEW OF TANK (TAPERED)



SECTION VIEW OF TANK AND COVER



OUTLET END VIEW OF TANK

Model Number: **1705**

Approved for: SEPTIC, SIPHON, HOLDING, OR PUMP CHAMBER

Weight	Inlet Dim.	Outlet Dim.	Liq. Depth	Gal. / In.	Max. Cap.
13,050 lbs.	44"	42"	39"	43.72	1705 gal.

SKAW PRE-CAST

26255 105th Street, New Auburn
Wisconsin 54757
www.skawprecast.com

Phone: (715) 967-2277
Toll Free: 1-800-924-8625
Fax: (715) 967-2707